



**R.K. STEEL MANUFACTURING COMPANY PRIVATE LIMITED**  
**BALANCE SHEET AS AT 31ST MARCH,2021**


Particulars	Note	31st March,2021	31st March,2020
		Total	Total
<b>I. EQUITY AND LIABILITIES</b>			
<b>(1) Shareholder's Funds</b>			
(a) Share Capital	1	2,05,75,300	2,05,75,300
(b) Reserves and Surplus	2	39,72,44,087	27,59,82,021
<b>(2) Share Application Money Pending Allotment</b>			
<b>(3) Non-Current Liabilities</b>			
(a) Long-term borrowings	3	42,37,06,676	43,68,47,178
(b)Deferred Tax Liabilitie(Net)	4	9,20,439	32,06,547
(c) Inter Branch Advances			
<b>(4) Current Liabilities</b>			
(a) Short-term borrowings	5	1,02,31,45,729	1,07,38,09,117
(b) Trade payables	6	13,16,60,016	19,16,37,101
(c) Other current liabilities	7	1,34,95,225	1,53,59,808
(d) Short-term provisions	8	4,81,94,623	1,77,41,632
Total		2,05,89,42,096	2,03,51,58,704
<b>II.Assets</b>			
<b>(1) Non-current assets</b>			
<b>(a) Fixed assets</b>			
(i) Tangible assets	9	31,73,48,913	31,63,48,841
(b) Non-current Investments	10	35,08,332	35,08,332
(c) Long term loans and advances	11	2,61,08,007	2,23,27,351
(d) Other non-current assets	12	4,18,888	-
<b>(2) Current assets</b>			
(a) Inventories	13	73,65,15,410	80,78,40,896
(b) Trade receivables	14	84,00,12,737	72,06,43,744
(c) Cash and cash equivalents	15	3,01,36,824	46,17,981
(d) Short-term loans and advances	16	9,19,536	1,33,00,769
(e) Other current assets	17	10,39,73,449	14,65,70,791
Total		2,05,89,42,096	2,03,51,58,704
		-	-

For and on behalf of the board  
R K Steel Manufacturing Company Pvt Ltd  
CIN: U27106TN2006PTC059519

  
**PRAMOD KUMAR BHALOTIA**  
Managing Director  
DIN :01115735

  
**RAJESH KUMAR BHALOTIA**  
Director  
DIN : 01115612

As per Audit Report of Even Date  
for R.R.MORE & CO.  
Chartered Accountants

  
**CA Raja Ram More**  
Proprietor  
M.No.21233  
FR. No.002133S

PLACE : CHENNAI

Date : 18-10-2021

STATUTORY UDIN: 21021233AAAAML1692

TAX AUDIT UDIN: 21021233AAAAMM6361




**R.K. STEEL MANUFACTURING COMPANY PRIVATE LIMITED**  
**PROFIT AND LOSS STATEMENT FOR THE YEAR ENDED 31ST MARCH 2021**

Particulars	Note	31st March,2021	31st March,2020
		Total	Total
<b>A.CONTINUING OPERATIONS</b>			
I. Revenue from operations	18	7,18,22,39,562	6,22,04,64,078
II. Other Income	19	11,72,546	14,13,258
III. Total Revenue (I +II)		<b>7,18,34,12,108</b>	<b>6,22,18,77,336</b>
<b>IV. Expenses:</b>			
(a) Cost of Materials Consumed	20	6,67,52,55,841	6,00,14,31,669
(b) Purchase of Stock-in-Trade			
(c) Changes in Inventories	21	8,87,94,985	(7,63,19,519)
(d) Employee benefit expense	22	3,46,34,658	24,13,320
(e) Financial costs	23	12,24,47,860	11,78,37,038
(f) Depreciation and amortization expense	24	4,81,37,876	5,36,45,642
(g) Other expenses	25	4,69,70,307	7,04,33,122
<b>Total Expenses</b>		<b>7,01,62,41,527</b>	<b>6,16,94,41,273</b>
V. Profit before exceptional and extraordinary items and tax (IV-V)		<b>16,71,70,581</b>	<b>5,24,36,063</b>
VI. Exceptional & Extraordinary items			
VII. Profit before tax		<b>16,71,70,581</b>	<b>5,24,36,063</b>
<b>VIII . Tax expense:</b>			
(1) Current tax		4,81,94,623	1,77,41,632
(2) Deffered Tax asset		22,86,108	(32,06,547)
(3) Income tax -AY 2017-18			36,800
IX. Profit(Loss) from the perid from continuing operations (VII-VII)		<b>12,12,62,065</b>	<b>3,14,51,084</b>
X. Profit/(Loss) for the period		<b>12,12,62,065</b>	<b>3,14,51,084</b>
XI.Total Comprehensive Income for the period		<b>12,12,62,065</b>	<b>3,14,51,084</b>
XII. Earning per equity share:			
(1) Basic		-	-
(2) Diluted		-	-
III. See accompanying notes forming part of the financial statements	26		

For and on behalf of the board  
R K Steel Manufacturing Company Pvt Ltd  
CIN: U27106TN2006PTC059519

As per Audit Report of Even Date  
for R.R.MORE & CO.  
Chartered Accountants

  
**PRAMOD KUMAR BHALOTIA**  
Managing Director  
DIN : 01115735

  
**RAJESH KUMAR BHALOTIA**  
Director  
DIN : 01115612

  
**CA Raja Ram More**  
Proprietor  
M.No.21233  
FR.No.002133S

PLACE : CHENNAI

Date : 18-10-2021

STATUTORY UDIN: 21021233 AAAA ML1692

TAX AUDIT UDIN: 21021233 AAAAMM6361




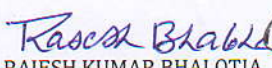
## R.K. STEEL MANUFACTURING COMPANY PRIVATE LIMITED

## CASH FLOW STATEMENT FOR THE YEAR ENDED 31ST MARCH, 2021

Particulars	AMOUNT (Rs.)	AMOUNT (Rs.)
<b>CASH FLOW FROM OPERATING ACTIVITIES</b>		
Net profit Before Tax & Extra ordinary items	16,71,70,581	
<u>Adjustments for:</u>		
Depreciation	4,81,37,876	
Finance Charges	12,24,47,860	33,77,56,317
Operating Profit before Working Capital Changes		33,77,56,317
<u>Adjustment for working capital changes:</u>		
Change in Inventories	7,13,25,486	
Change in Trade receivables	(11,93,68,993)	
Change in Short-term loans and advances	1,23,81,233	
Change in Other current assets	4,25,97,343	
Change in Short-term borrowings	(5,06,63,388)	
Change in Trade payables	(5,99,77,085)	
Change in Other current liabilities	(18,64,583)	
Change in Short-term provisions	3,04,52,991	(7,51,16,997)
Net cash from Operating Activities		26,26,39,321
Less: Tax Paid		(4,81,94,623)
<b>Cash Flow From Operating Activities - (A)</b>		<b>21,44,44,698</b>
<b>CASH FLOW FROM INVESTING ACTIVITIES</b>		
Change in Long term Loan and Advances	(37,80,656)	
Change in other non current assets	(4,18,888)	
Purchase of Fixed Assets	(4,91,37,948)	
<b>Net Cash used in / from Investing Activities - (B)</b>		<b>(5,33,37,492)</b>
<b>CASH FLOW FROM FINANCING ACTIVITIES</b>		
Finance Charges	(12,24,47,860)	
Change in Long Term Borrowings	(1,31,40,502)	
<b>Net cash used / generated in Financing Activities - (C)</b>		<b>(13,55,88,362)</b>
Net Increase / (Decrease) in Cash and Cash Equivalents (A+B+C)		2,55,18,843
Opening Cash and Cash Equivalents as at 1st April 2020		46,17,981
<b>Closing Cash and Cash Equivalents as at 31st March 2021</b>		<b>3,01,36,824</b>

For and on behalf of the board  
R K Steel Manufacturing Company Pvt Ltd  
CIN: U27106TN2006PTC059519

  
PRAMOD KUMAR BHALOTIA  
Managing Director  
DIN : 01115735

  
RAJESH KUMAR BHALOTIA  
Director  
DIN : 01115612

For R.R.MORE & CO.  
Chartered Accountants



PLACE : CHENNAI

Date : 18-10-2021

STATUTORY UDIN: 21021233AAAAML1692

TAX AUDIT UDIN: 21021233AAAAMM6361

**R.K. STEEL MANUFACTURING COMPANY PRIVATE LIMITED**

**Note : 9 Fixed Assets**

PARTICULARS	Rate	GROSS BLOCK	ACCUMULATED DEPRECIATION	NET BLOCK	
		AS ON 31.03.2021	AS ON 31.03.2021	31.03.2021	31.03.2020
Factory Building	9.50%	9,01,84,549	2,36,35,448	6,65,49,101	6,86,28,290
Electrical Installation	25.89%	5,45,15,434	3,38,09,478	2,07,05,956	2,42,36,287
Factory equipments	45.07%	38,06,089	35,52,088	2,54,001	4,62,409
Office equipments	45.07%	30,80,313	23,92,863	6,87,449	12,51,501
Plant & Machinery	18.10%	31,05,75,665	14,41,27,291	16,64,48,374	15,80,21,645
Vehicles	31.23%	1,66,82,686	1,35,81,278	31,01,408	45,09,827
Computer	63.16%	26,40,043	20,12,003	6,28,040	4,28,381
Furniture & Fixture	25.89%	4,18,064	2,19,793	1,98,271	34,189
Land at Chinnapattu - 3/4acres	0.00%	21,08,660	-	21,08,660	21,08,660
Land at Karani village	0.00%	15,81,210	-	15,81,210	15,81,210
Land at Pichatur	0.00%	73,11,700	-	73,11,700	73,11,700
Leasehold Lands	0.00%	4,77,74,742	-	4,77,74,742	4,77,74,742
<b>TOTAL</b>		<b>54,06,79,156</b>	<b>22,33,30,243</b>	<b>31,73,48,913</b>	<b>31,63,48,841</b>